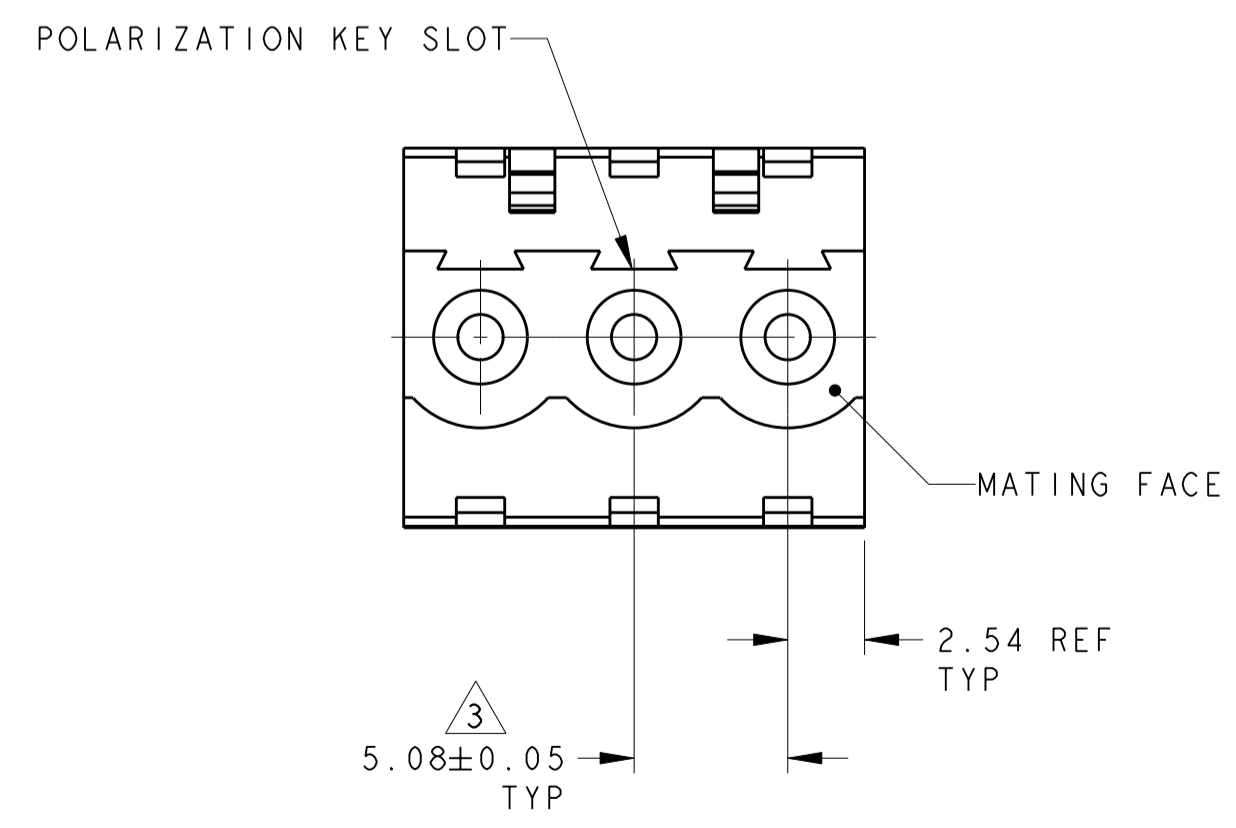
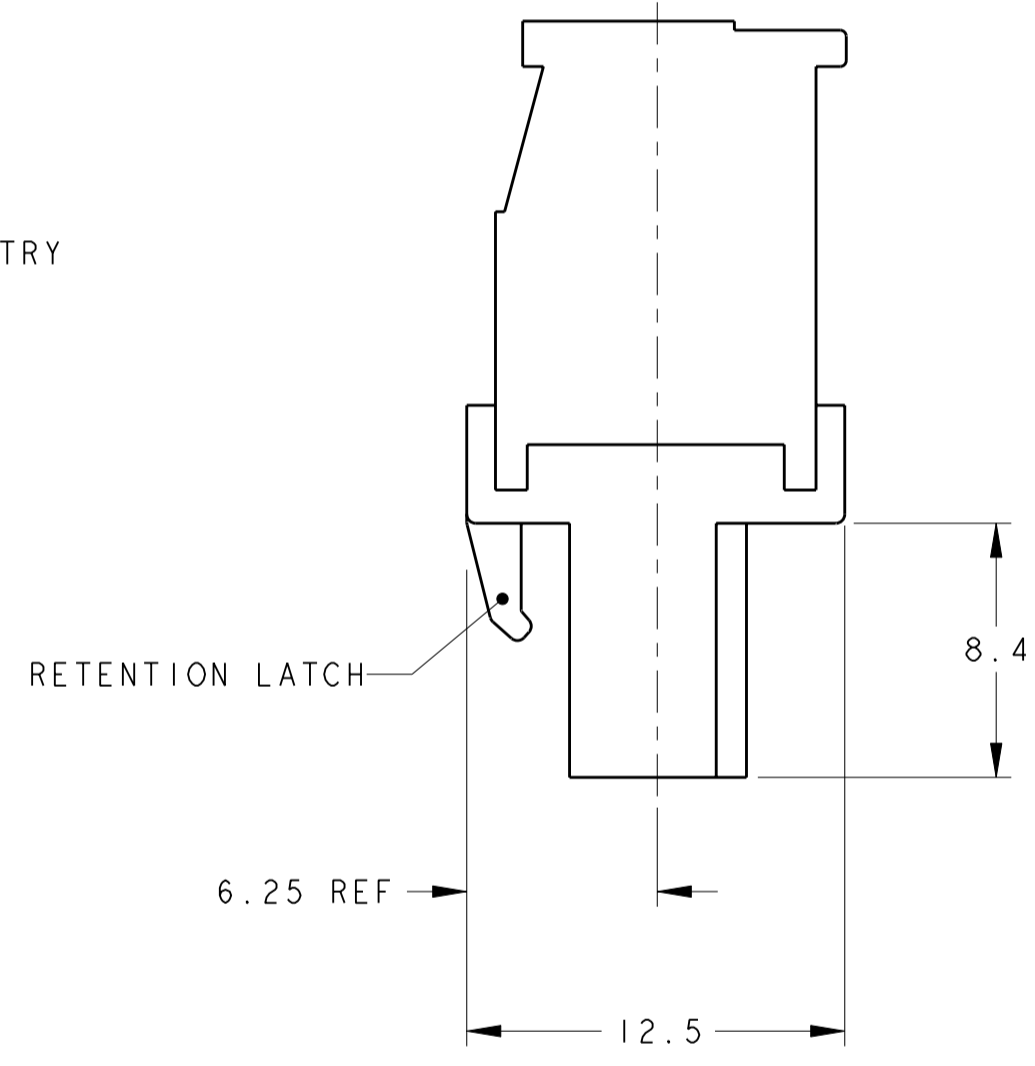
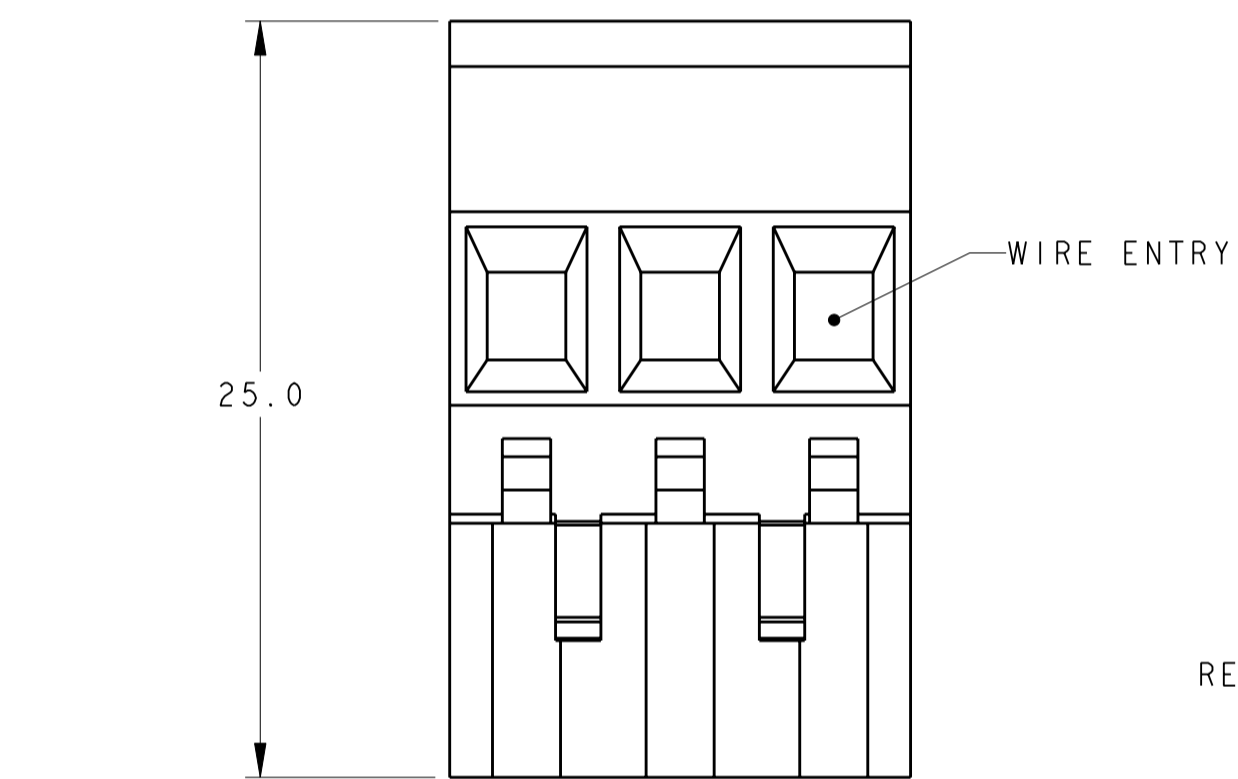
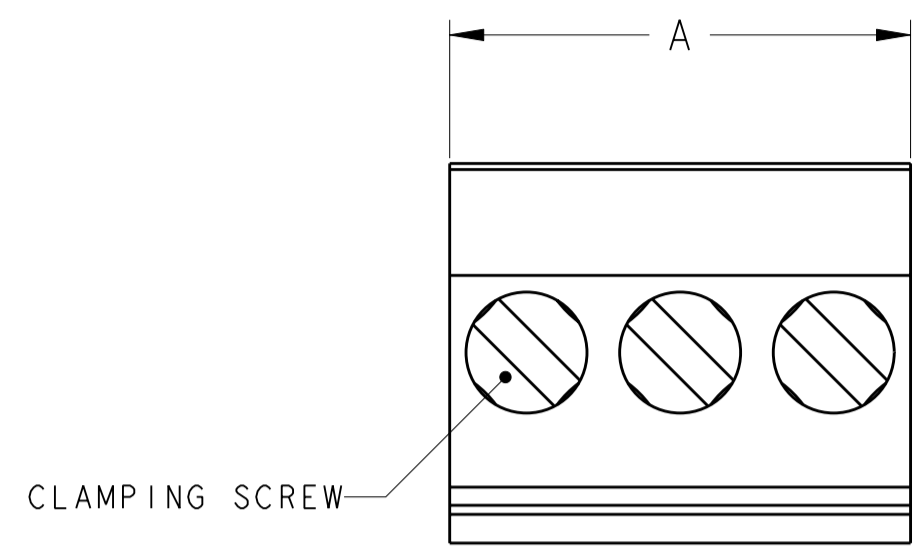


THIS DRAWING IS UNPUBLISHED. RELEASED FOR PUBLICATION 20
 © COPYRIGHT 20 BY TYCO ELECTRONICS CORPORATION. ALL RIGHTS RESERVED.

| LOC | | DIST | | REVISIONS | | | |
|-----|-----|-------------|---------------------------|-----------|------|----|--|
| P | LTR | DESCRIPTION | DATE | DWN | APVD | | |
| | | E10 | REVISED PER ECO-08-024457 | 03OCT2008 | HMR | CR | |

1 MATERIALS AND FINISH
 HOUSING: PA 6-6, UL 94-V0, COLOR: GREEN.
 CLAMP: BRASS, NICKEL PLATED.
 CONTACT SPRING : PHOSPHOR BRONZE, TIN PLATED.
 CLAMPING SCREW: M3, BRASS, NICKEL PLATED.

- 2. WIRE SIZE RANGE: 12 - 30 AWG
- 3 NOT CUMULATIVE TOLERANCE.
- 4 CHARACTERS MARKED IN PERMANENT WHITE COLOR.
- 5 PARTS SHOWN WITH INTEGRATED KEYING FEATURE LOCATED AS SHOWN.
- 6 CHARACTERS MARKED IN PERMANENT BLACK COLOR.

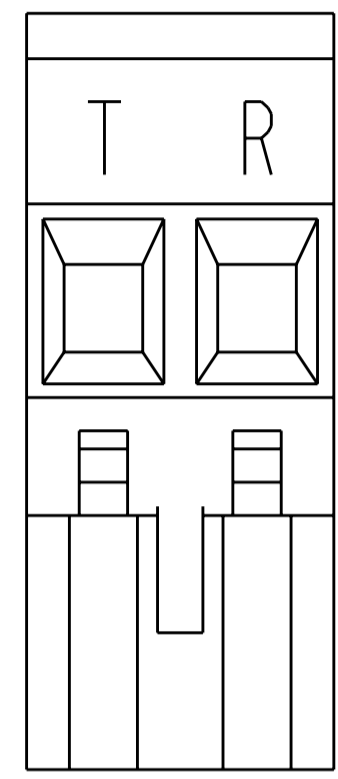


| | | | |
|----------------|--------|------------|-------------|
| SEE DETAIL A-D | 106.68 | 21 | 4-284047-1 |
| SEE DETAIL A-C | 106.68 | 21 | 4-284047-0 |
| SEE DETAIL A-B | 76.20 | 15 | 3-284047-9 |
| SEE DETAIL A-A | 76.20 | 15 | 3-284047-8 |
| SEE DETAIL Z | 121.92 | 24 | 3-284047-7 |
| 5 SEE DETAIL X | 81.28 | 16 | 3-284047-6 |
| 5 SEE DETAIL W | 81.28 | 16 | 3-284047-5 |
| 5 SEE DETAIL V | 60.96 | 12 | 3-284047-4 |
| 5 SEE DETAIL U | 60.96 | 12 | 3-284047-3 |
| 5 SEE DETAIL T | 121.92 | 24 | 3-284047-2 |
| 5 SEE DETAIL S | 121.92 | 24 | 3-284047-1 |
| 5 SEE DETAIL R | 91.44 | 18 | 3-284047-0 |
| 5 SEE DETAIL P | 91.44 | 18 | 2-284047-9 |
| SEE DETAIL N | 24.40 | 5 | 2-284047-8 |
| SEE DETAIL M | 20.32 | 4 | 2-284047-7 |
| SEE DETAIL L | 10.16 | 2 | 2-284047-6 |
| - | 127.00 | 25 | 2-284047-5 |
| - | 121.92 | 24 | 2-284047-4 |
| - | 116.84 | 23 | 2-284047-3 |
| - | 111.76 | 22 | 2-284047-2 |
| - | 106.68 | 21 | 2-284047-1 |
| - | 101.60 | 20 | 2-284047-0 |
| - | 96.52 | 19 | 1-284047-9 |
| - | 91.44 | 18 | 1-284047-8 |
| - | 86.36 | 17 | 1-284047-7 |
| - | 81.28 | 16 | 1-284047-6 |
| - | 76.20 | 15 | 1-284047-5 |
| - | 71.12 | 14 | 1-284047-4 |
| - | 66.04 | 13 | 1-284047-3 |
| - | 60.96 | 12 | 1-284047-2 |
| - | 55.88 | 11 | 1-284047-1 |
| - | 50.80 | 10 | 1-284047-0 |
| - | 45.72 | 9 | 284047-9 |
| - | 40.64 | 8 | 284047-8 |
| - | 35.56 | 7 | 284047-7 |
| - | 30.48 | 6 | 284047-6 |
| - | 24.40 | 5 | 284047-5 |
| - | 20.32 | 4 | 284047-4 |
| - | 15.24 | 3 | 284047-3 |
| - | 10.16 | 2 | 284047-2 |
| MARKING | A | NO OF POSN | PART NUMBER |


| | | | |
|--|--|---|---|
| THIS DRAWING IS A CONTROLLED DOCUMENT FOR TYCO ELECTRONICS CORPORATION IT IS SUBJECT TO CHANGE AND THE CONTROLLING ENGINEERING ORGANIZATION SHOULD BE CONTACTED FOR THE LATEST REVISION. | | DWN S.WELDON 05FEB2003 CHK C.RICHARD 05FEB2003 APVD C.RICHARD 05FEB2003 | Tyco Electronics Harrisburg, PA 17105-3608 |
| DIMENSIONS: mm | TOLERANCES UNLESS OTHERWISE SPECIFIED: 0 PLC ±.3 1 PLC ±.25 2 PLC ±.25 3 PLC ±. 4 PLC ±. ANGLES ±2 FINISH | PRODUCT SPEC APPLICATION SPEC WEIGHT | NAME TERMINAL BLOCK, VERTICAL PLUG, STACKING, RIGHT HAND, 5.08mm PITCH |
| MATERIAL | 1 | CUSTOMER DRAWING | SIZE A200779 CAGE CODE C-284047 DRAWING NO 284047 RESTRICTED TO |
| SCALE 1:1 | | SHEET 1 OF 8 | REV E10 |

THIS DRAWING IS UNPUBLISHED. RELEASED FOR PUBLICATION 20
 © COPYRIGHT 20 BY TYCO ELECTRONICS CORPORATION. ALL RIGHTS RESERVED.

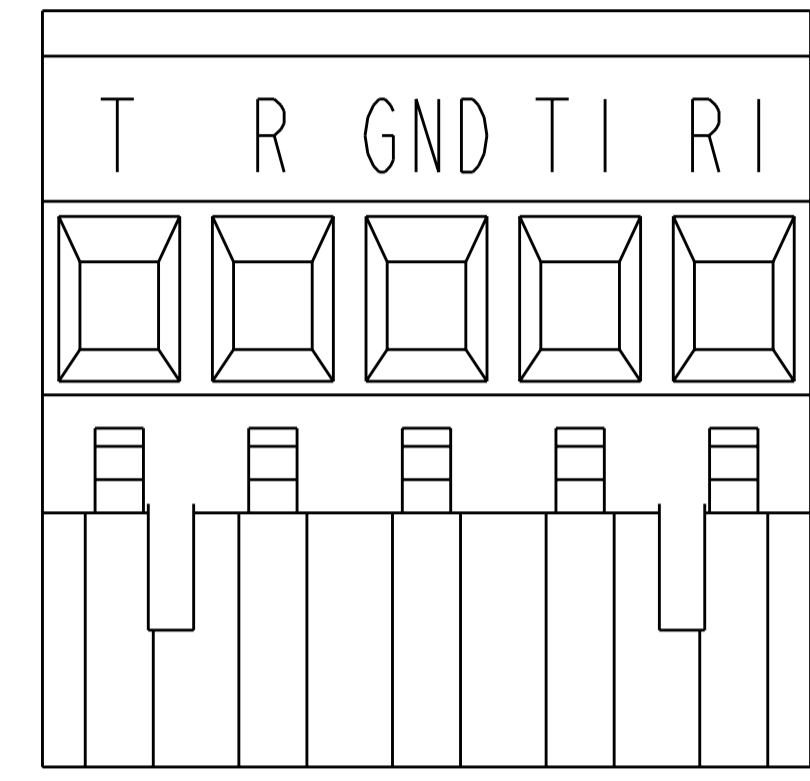
| LOC | DIST | REVISIONS | | | |
|-----|------|-------------|-------------|-----|------|
| P | LTR | DESCRIPTION | DATE | DWN | APVD |
| FT | 0 | - | SEE SHEET 1 | - | - |
| | | | | | |
| | | | | | |



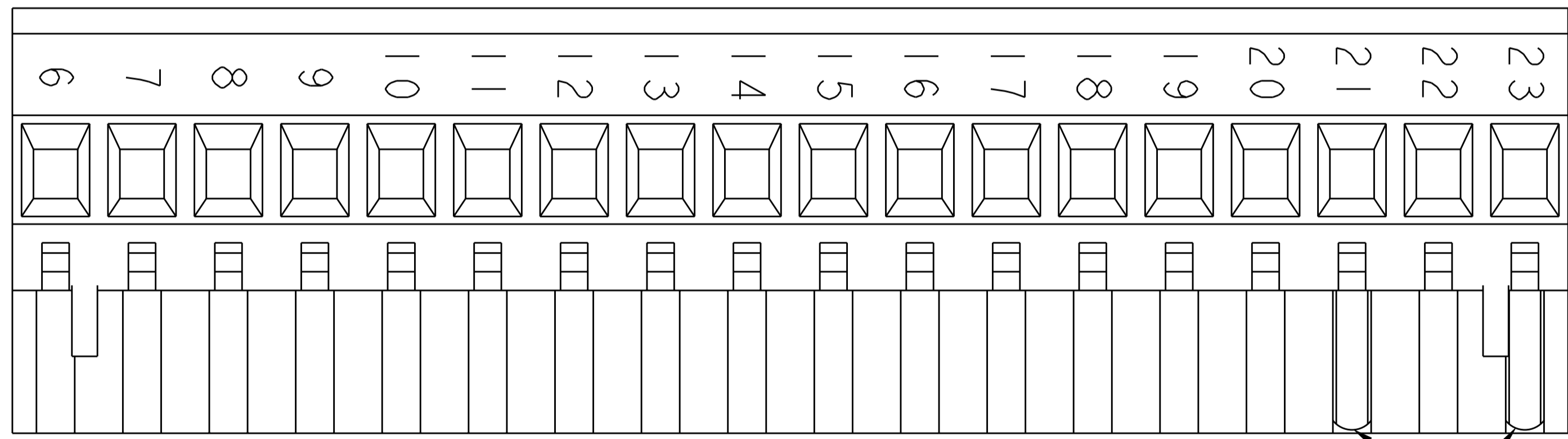
SEE DETAIL L
 4



SEE DETAIL M
 4



SEE DETAIL N
 4



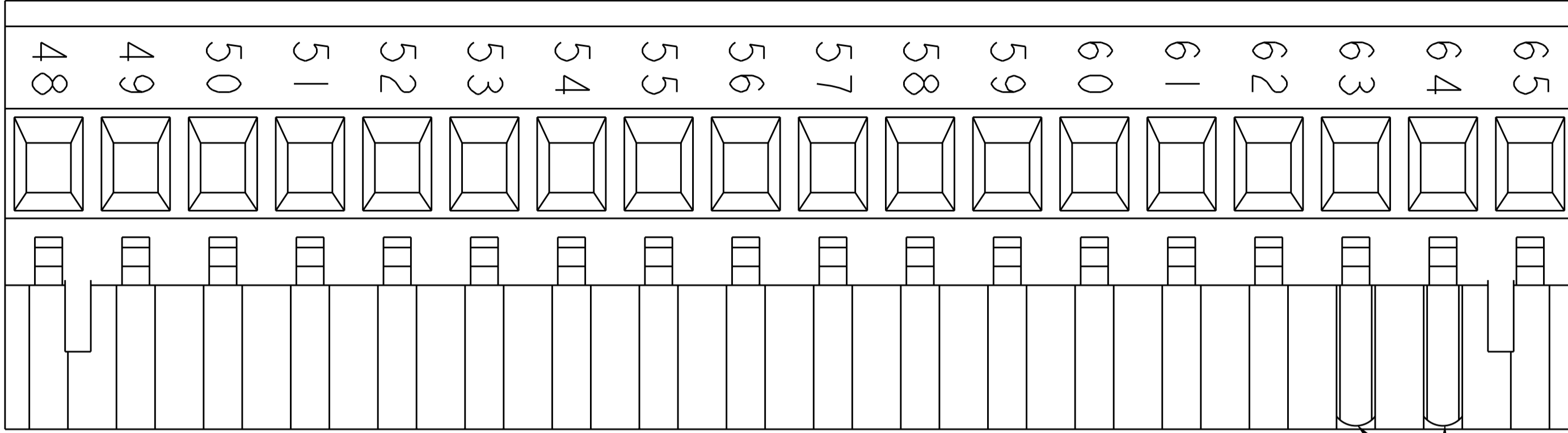
SEE DETAIL P
 6

CODING KEY

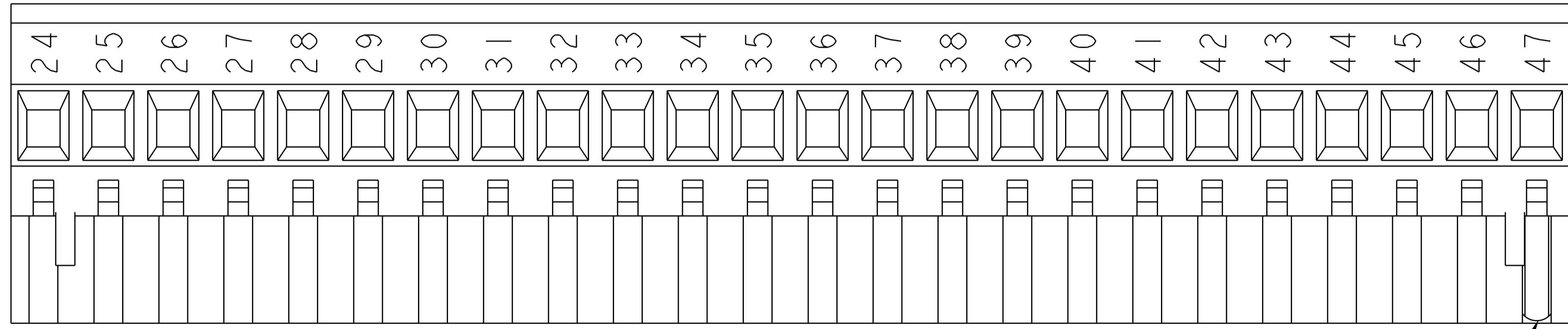
| | | | |
|--|---|--|--|
| <small>THIS DRAWING IS A CONTROLLED DOCUMENT FOR TYCO ELECTRONICS CORPORATION. IT IS SUBJECT TO CHANGE AND THE CONTROLLING ENGINEERING ORGANIZATION SHOULD BE CONTACTED FOR THE LATEST REVISION.</small> | | DWN S. WELDON 05FEB2003 CHK C. RICHARD 05FEB2003 APVD C. RICHARD 05FEB2003 | Tyco Electronics Tyco Electronics Harrisburg, PA 17105-3608 |
| DIMENSIONS: mm | TOLERANCES UNLESS OTHERWISE SPECIFIED: 0 PLC ±- 1 PLC ±.3 2 PLC ±.25 3 PLC ±- 4 PLC ±- ANGLES ±- FINISH ±2 | PRODUCT SPEC - APPLICATION SPEC - WEIGHT - | NAME TERMINAL BLOCK, VERTICAL PLUG, STACKING, RIGHT HAND, 5.08mm PITCH |
| MATERIAL - | | CUSTOMER DRAWING | SIZE A200779 CAGE CODE C-284047 DRAWING NO. - RESTRICTED TO - |
| AMP 1471-9 REV 31MAR2000 | | SCALE 1:1 | SHEET 2 OF 8 REV E10 |

THIS DRAWING IS UNPUBLISHED. RELEASED FOR PUBLICATION 20
 © COPYRIGHT 20 BY TYCO ELECTRONICS CORPORATION. ALL RIGHTS RESERVED.

| LOC | DIST | REVISIONS | | | |
|-----|------|-------------|------|-----|------|
| P | LTR | DESCRIPTION | DATE | DWN | APVD |
| | | SEE SHEET 1 | | | |



SEE DETAIL R

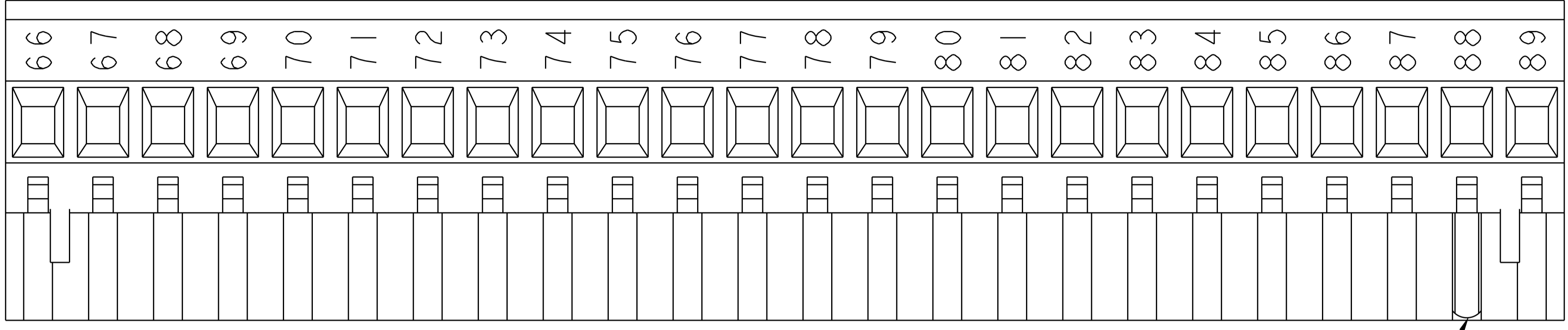


SEE DETAIL S

| | | | |
|--|--|--|--|
| <small>THIS DRAWING IS A CONTROLLED DOCUMENT FOR TYCO ELECTRONICS CORPORATION. IT IS SUBJECT TO CHANGE AND THE CONTROLLING ENGINEERING ORGANIZATION SHOULD BE CONTACTED FOR THE LATEST REVISION.</small> | | DWN S.WELDON 05FEB2003 CHK C.RICHARD 05FEB2003 APVD C.RICHARD 05FEB2003 | Tyco Electronics Harrisburg, PA 17105-3608 |
| DIMENSIONS: mm | | TOLERANCES UNLESS OTHERWISE SPECIFIED: 0 PLC ±- 1 PLC ±.3 2 PLC ±.25 3 PLC ±- 4 PLC ±- ANGLES ±2 FINISH | NAME: TERMINAL BLOCK, VERTICAL PLUG, STACKING, RIGHT HAND, 5.08mm PITCH SIZE: A200779 CAGE CODE: G-284047 DRAWING NO: 284047 RESTRICTED TO: - |
| MATERIAL: - | | PRODUCT SPEC: - APPLICATION SPEC: - WEIGHT: - | CUSTOMER DRAWING SCALE: 1:1 SHEET 3 OF 8 REV: E10 |

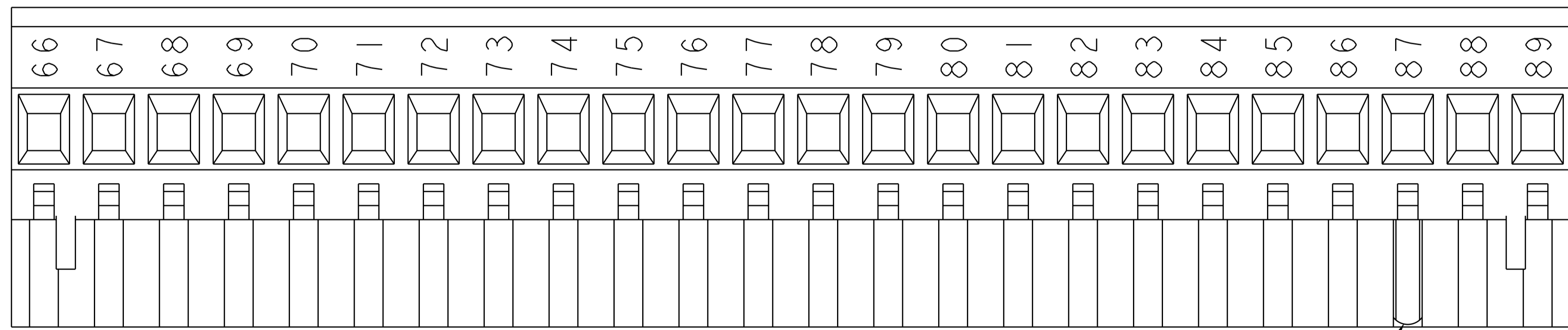
THIS DRAWING IS UNPUBLISHED. RELEASED FOR PUBLICATION 20
 © COPYRIGHT 20 BY TYCO ELECTRONICS CORPORATION. ALL RIGHTS RESERVED.

| LOC | DIST | REVISIONS | | | | |
|-----|------|-------------|------|-------------|------|---|
| P | LTR | DESCRIPTION | DATE | DWN | APVD | |
| | FT | 0 | - | SEE SHEET 1 | - | - |



SEE DETAIL T
 △
 6

CODING KEY




SEE DETAIL Z
 △
 6

CODING KEY

| | | | |
|---|--|--|--|
| <small>THIS DRAWING IS A CONTROLLED DOCUMENT FOR TYCO ELECTRONICS CORPORATION IT IS SUBJECT TO CHANGE AND THE CONTROLLING ENGINEERING ORGANIZATION SHOULD BE CONTACTED FOR THE LATEST REVISION.</small> | | DWN S. WELDON 05FEB2003 CHK C. RICHARD 05FEB2003 APVD C. RICHARD 05FEB2003 | Tyco Electronics Tyco Electronics Harrisburg, PA 17105-3608 |
| DIMENSIONS: mm | TOLERANCES UNLESS OTHERWISE SPECIFIED: 0 PLC ±- 1 PLC ±.3 2 PLC ±.25 3 PLC ±- 4 PLC ±- ANGLES ±2 FINISH | PRODUCT SPEC - APPLICATION SPEC - WEIGHT - | NAME TERMINAL BLOCK, VERTICAL PLUG, STACKING, RIGHT HAND, 5.08mm PITCH |
| MATERIAL | | SIZE A200779 CAGE CODE C-284047 DRAWING NO. | RESTRICTED TO - |
| CUSTOMER DRAWING | | SCALE 1:1 | SHEET 4 OF 8 REV E10 |

THIS DRAWING IS UNPUBLISHED. RELEASED FOR PUBLICATION 20
 © COPYRIGHT 20 BY TYCO ELECTRONICS CORPORATION. ALL RIGHTS RESERVED.

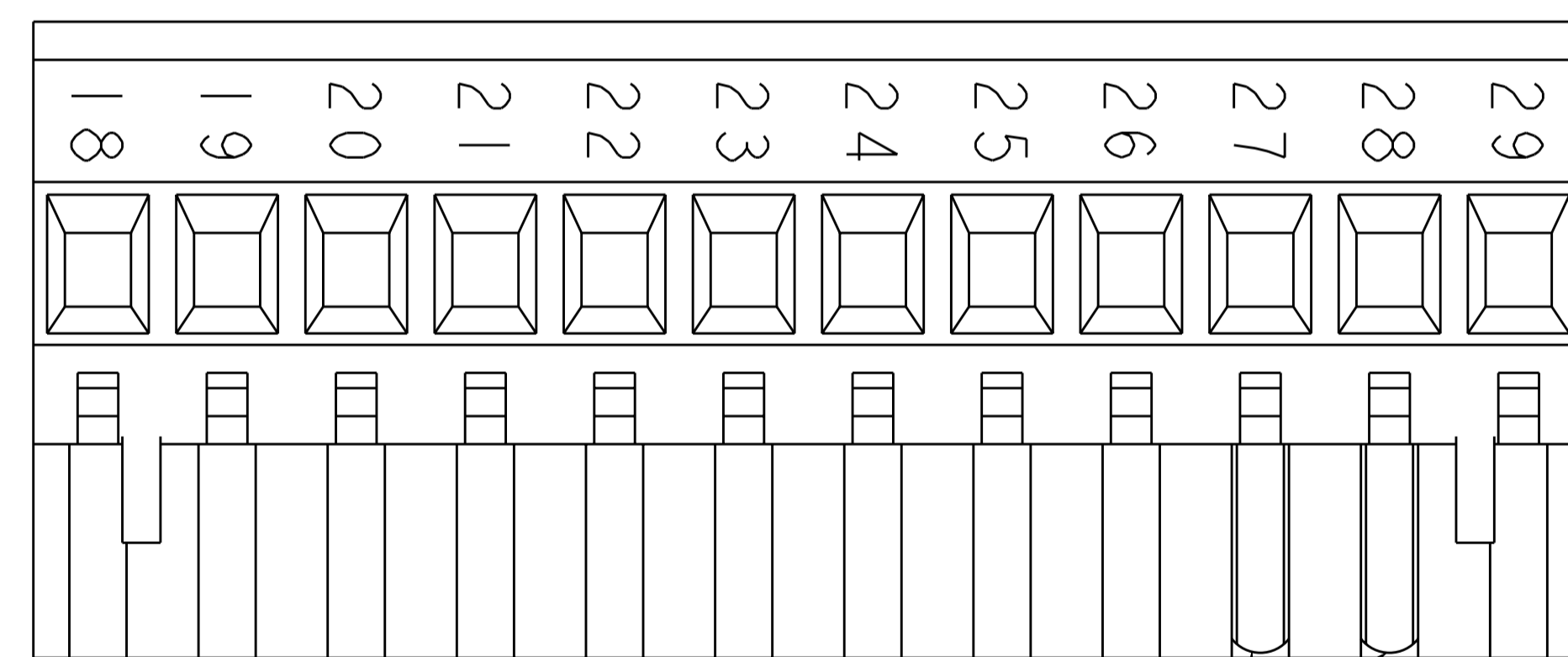
| LOC | DIST | REVISIONS | | | | |
|-----|------|-------------|------|-------------|------|---|
| P | LTR | DESCRIPTION | DATE | DWN | APVD | |
| | FT | 0 | - | SEE SHEET 1 | - | - |
| | | | | | | |
| | | | | | | |



SEE DETAIL U



CODING KEY



SEE DETAIL V




CODING KEY

| | | | |
|--|--|--|---|
| <small>THIS DRAWING IS A CONTROLLED DOCUMENT FOR TYCO ELECTRONICS CORPORATION. IT IS SUBJECT TO CHANGE AND THE CONTROLLING ENGINEERING ORGANIZATION SHOULD BE CONTACTED FOR THE LATEST REVISION.</small> | | DWN S. WELDON 05FEB2003 CHK C. RICHARD 05FEB2003 APVD C. RICHARD 05FEB2003 | Tyco Electronics Harrisburg, PA 17105-3608 |
| DIMENSIONS: mm | | PRODUCT SPEC APPLICATION SPEC | NAME TERMINAL BLOCK, VERTICAL PLUG, STACKING, RIGHT HAND, 5.08mm PITCH |
| TOLERANCES UNLESS OTHERWISE SPECIFIED: 0 PLC ±- 1 PLC ±.3 2 PLC ±.25 3 PLC ±- 4 PLC ±- ANGLES ±2 FINISH | | WEIGHT CUSTOMER DRAWING | SIZE A2 CAGE CODE 0779 DRAWING NO. C-284047 RESTRICTED TO - |
| MATERIAL - | | SCALE 1:1 | SHEET 5 OF 8 REV E10 |

THIS DRAWING IS UNPUBLISHED. RELEASED FOR PUBLICATION 20
 © COPYRIGHT 20 BY TYCO ELECTRONICS CORPORATION. ALL RIGHTS RESERVED.

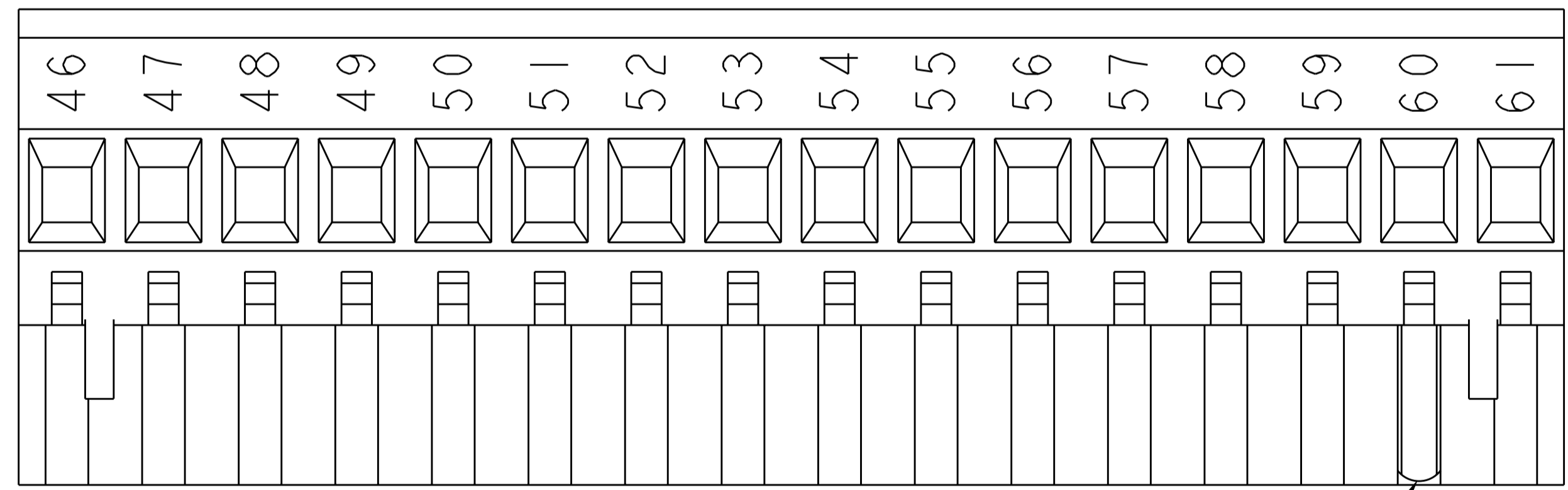
| LOC | DIST | REVISIONS | | | |
|-----|------|-------------|------|-----|------|
| P | LTR | DESCRIPTION | DATE | DWN | APVD |
| - | - | SEE SHEET 1 | - | - | - |
| | | | | | |
| | | | | | |



SEE DETAIL W



CODING KEY



SEE DETAIL X

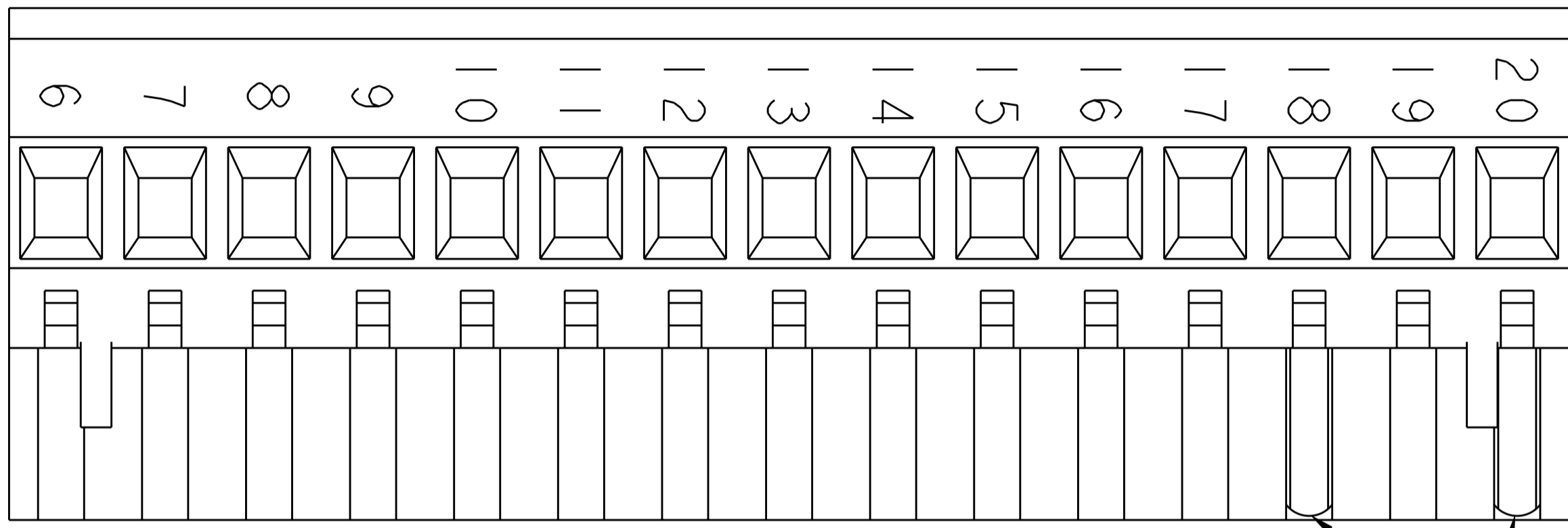


CODING KEY

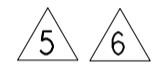
| | | | |
|--|--|--|--|
| <small>THIS DRAWING IS A CONTROLLED DOCUMENT FOR TYCO ELECTRONICS CORPORATION. IT IS SUBJECT TO CHANGE AND THE CONTROLLING ENGINEERING ORGANIZATION SHOULD BE CONTACTED FOR THE LATEST REVISION.</small> | | DWN S. WELDON 05FEB2003 CHK C. RICHARD 05FEB2003 APVD C. RICHARD 05FEB2003 | Tyco Electronics Harrisburg, PA 17105-3608 |
| DIMENSIONS: mm | TOLERANCES UNLESS OTHERWISE SPECIFIED: 0 PLC ±. 1 PLC ±.3 2 PLC ±.25 3 PLC ±. 4 PLC ±. ANGLES ±2 FINISH | PRODUCT SPEC APPLICATION SPEC WEIGHT CUSTOMER DRAWING | NAME TERMINAL BLOCK, VERTICAL PLUG, STACKING, RIGHT HAND, 5.08mm PITCH |
| MATERIAL | | SIZE A200779 CAGE CODE C-284047 DRAWING NO. | RESTRICTED TO - |
| | | SCALE 1:1 | SHEET 6 OF 8 REV E10 |

THIS DRAWING IS UNPUBLISHED. RELEASED FOR PUBLICATION 20
 © COPYRIGHT 20 BY TYCO ELECTRONICS CORPORATION. ALL RIGHTS RESERVED.

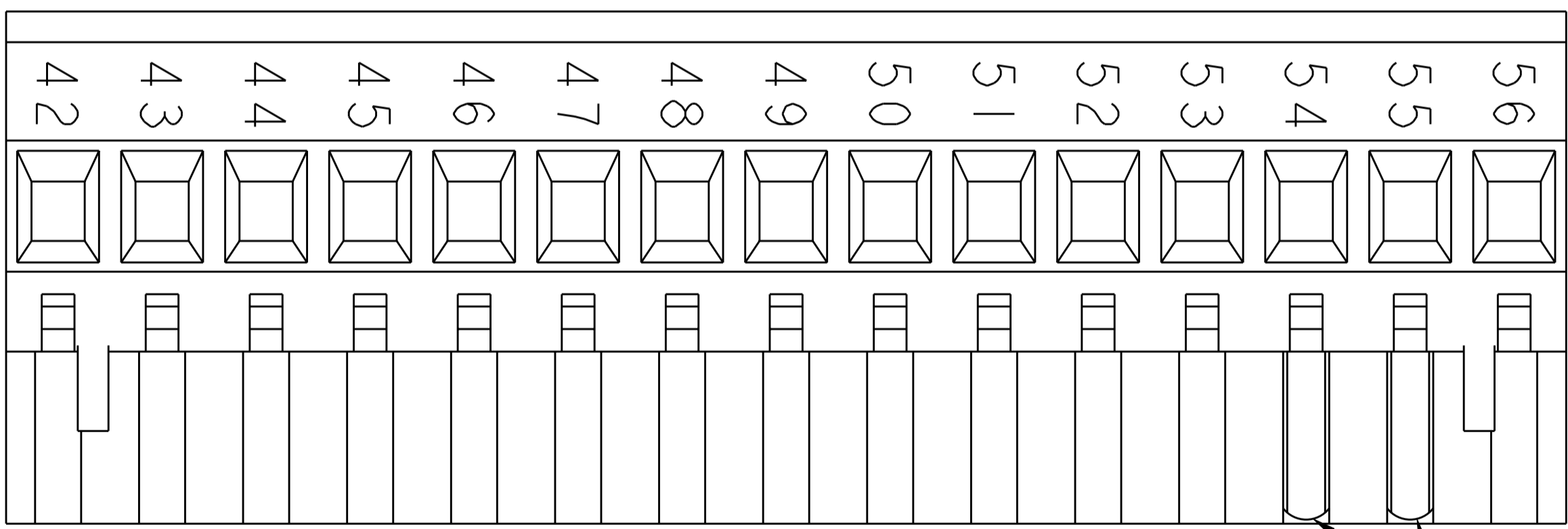
| LOC | DIST | REVISIONS | | | |
|-----|------|-------------|------|-----|------|
| P | LTR | DESCRIPTION | DATE | DWN | APVD |
| | | SEE SHEET 1 | | | |
| | | | | | |
| | | | | | |



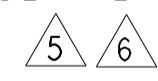
SEE DETAIL A-A



CODING KEY



SEE DETAIL A-B

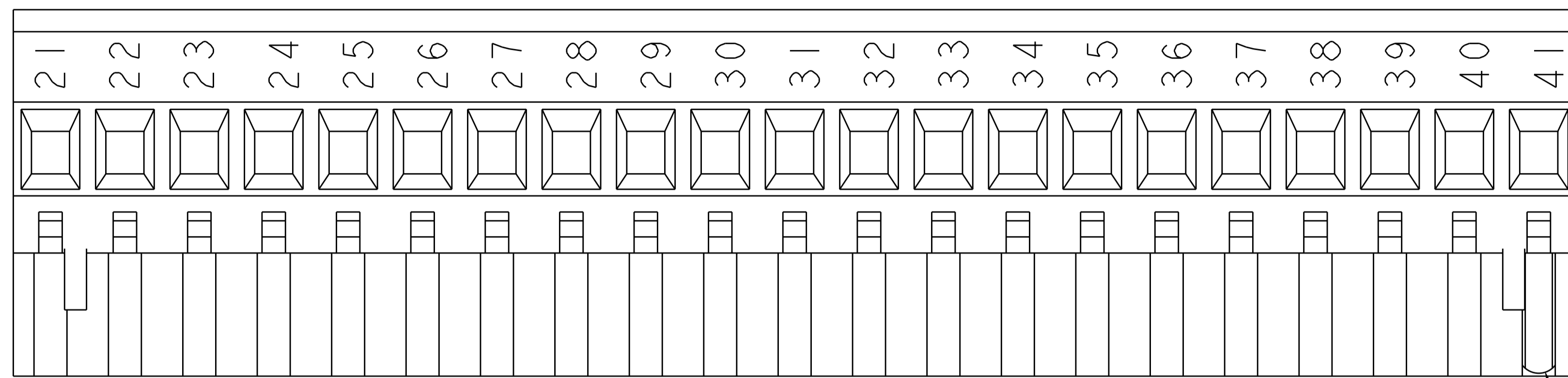


CODING KEY

| | | | |
|--|--|--|--|
| <small>THIS DRAWING IS A CONTROLLED DOCUMENT FOR TYCO ELECTRONICS CORPORATION. IT IS SUBJECT TO CHANGE AND THE CONTROLLING ENGINEERING ORGANIZATION SHOULD BE CONTACTED FOR THE LATEST REVISION.</small> | | DWN S. WELDON 05FEB2003 CHK C. RICHARD 05FEB2003 APVD C. RICHARD 05FEB2003 | Tyco Electronics Harrisburg, PA 17105-3608 |
| DIMENSIONS: mm | | PRODUCT SPEC - APPLICATION SPEC - WEIGHT - | NAME: TERMINAL BLOCK, VERTICAL PLUG, STACKING, RIGHT HAND, 5.08mm PITCH SIZE: A200779 CAGE CODE: C-284047 DRAWING NO: 284047 RESTRICTED TO: - |
| TOLERANCES UNLESS OTHERWISE SPECIFIED: 0 PLC ±- 1 PLC ±.3 2 PLC ±.25 3 PLC ±- 4 PLC ±- ANGLES ±2 FINISH | | CUSTOMER DRAWING SCALE: 1:1 SHEET 7 OF 8 REV: E10 | |


THIS DRAWING IS UNPUBLISHED. RELEASED FOR PUBLICATION 20
 © COPYRIGHT 20 BY TYCO ELECTRONICS CORPORATION. ALL RIGHTS RESERVED.

| LOC | DIST | REVISIONS | | | |
|-----|------|-------------|------|-----|------|
| P | LTR | DESCRIPTION | DATE | DWN | APVD |
| FT | 0 | SEE SHEET 1 | - | - | - |



SEE DETAIL A-C
 △5 △6

CODING KEY



SEE DETAIL A-D
 △5 △6

CODING KEY

| | | | |
|--|--|--|--|
| <small>THIS DRAWING IS A CONTROLLED DOCUMENT FOR TYCO ELECTRONICS CORPORATION. IT IS SUBJECT TO CHANGE AND THE CONTROLLING ENGINEERING ORGANIZATION SHOULD BE CONTACTED FOR THE LATEST REVISION.</small> | | DWN S. WELDON 05FEB2003 CHK C. RICHARD 05FEB2003 APVD C. RICHARD 05FEB2003 | Tyco Electronics Harrisburg, PA 17105-3608 |
| DIMENSIONS: mm | TOLERANCES UNLESS OTHERWISE SPECIFIED: 0 PLC ±- 1 PLC ±.3 2 PLC ±.25 3 PLC ±- 4 PLC ±- ANGLES ±2 FINISH | PRODUCT SPEC - APPLICATION SPEC - WEIGHT - | NAME TERMINAL BLOCK, VERTICAL PLUG, STACKING, RIGHT HAND, 5.08mm PITCH |
| MATERIAL - | | SIZE A200779 CAGE CODE C-284047 DRAWING NO. - RESTRICTED TO - | SCALE 1:1 SHEET 8 OF 8 REV E10 |